




N-type i-TOPCon

DUAL GLASS MONOCRYSTALLINE MODULE

TSM-NEG9R.25 430-455W

455W / MAXIMUM POWER OUTPUT

22.8% / MAXIMUM EFFICIENCY



High Customer Value

- Full black, designed with aesthetics in mind, suitable for residential and C&I rooftop
- Perfect size and low weight for handling and installation
- Compatible with mainstream inverters and diverse mounting systems
- Mechanical test load up to 5400 Pa front side and 4000 Pa back side
- Certified lifetime carbon footprint assessment



High reliability with light double glass

- Less prone to micro-cracks and scratches on the back side
- Excellent fire rating, weather resistance, sustainable in harsh environments and extreme weather conditions
- Certified resistance against salt spray, sand dust, ammonia, PID
- Up to 25 years product warranty and 30 years power warranty



High power up to 455W

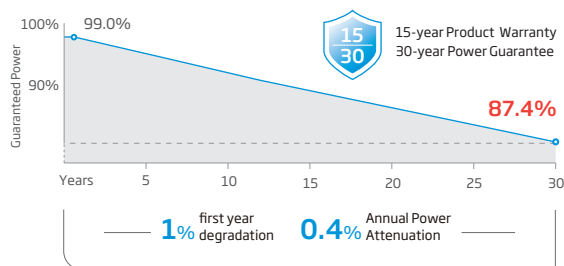
- Up to 22.8% module efficiency, on 210 innovative platform
- Patented i-TOPCon technology with continuous efficiency improvement, including contact resistance reduction, rear reflection enhancement and edge quality repairment



High energy yield

- Excellent low irradiation performance, validated by 3rd party
- Lower temperature efficient (-0.29%/°C) and lower working temperature

Performance Warranty



* Please refer to product warranty for details

Comprehensive Products and System Certificates

IEC61215/IEC61730/IEC61701/IEC62716

ISO 9001: Quality Management System

ISO 14001: Environmental Management System

ISO14064: Greenhouse Gases Emissions Verification

ISO45001: Occupational Health and Safety Management System

ISO14025: Environmental Product Declaration



ELECTRICAL DATA (STC)

Peak Power Watts- $P_{MAX}(Wp)^*$	430	435	440	445	450	455
Power Selection (W)**	0 ~ +5					
Maximum Power Voltage- $V_{MPP}(V)$	43.2	43.6	44.0	44.3	44.6	45.0
Maximum Power Current- $I_{MPP}(A)$	9.96	9.99	10.01	10.05	10.09	10.11
Open Circuit Voltage- $V_{oc}(V)$	51.4	51.8	52.2	52.6	52.9	53.4
Short Circuit Current- $I_{sc}(A)$	10.59	10.64	10.67	10.71	10.74	10.77
Module Efficiency $\eta_m(\%)$	21.5	21.8	22.0	22.3	22.5	22.8

STC: Irradiance 1000W/m², Cell Temperature 25°C, Air Mass AM1.5. *Measuring tolerance: ±3%. **Power selection up to: +3%.

ELECTRICAL DATA (NOCT)

Peak Power Watts- $P_{MAX}(Wp)$	329	333	337	341	344	348
Maximum Power Voltage- $V_{MPP}(V)$	40.7	41.0	41.4	41.7	42.0	42.3
Maximum Power Current- $I_{MPP}(A)$	8.08	8.12	8.14	8.17	8.19	8.22
Open Circuit Voltage- $V_{oc}(V)$	48.7	49.1	49.5	49.9	50.2	50.6
Short Circuit Current- $I_{sc}(A)$	8.54	8.58	8.60	8.63	8.66	8.68

NOCT: Irradiance at 800W/m², Ambient Temperature 20°C, Wind Speed 1m/s.

TEMPERATURE RATINGS

NOCT (Nominal Operating Cell Temperature)	43°C (±2°C)
Temperature Coefficient of P_{MAX}	-0.29% /°C
Temperature Coefficient of V_{oc}	-0.24% /°C
Temperature Coefficient of I_{sc}	0.04% /°C

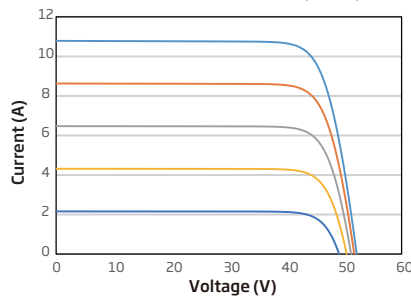
Due to different testing methods, the actual performances might differ from the declared specifications.

APPLICATION CONDITIONS

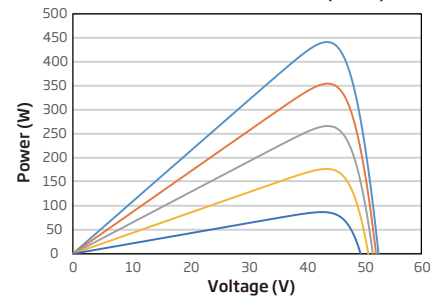
Operating Temperature	-40~+70°C
Maximum System Voltage	1500V DC (IEC)
Max Series Fuse Rating	25A

CURVES OF PV MODULE

I-V CURVES OF PV MODULE (445W)



P-V CURVES OF PV MODULE (445W)



MECHANICAL DATA

Solar Cells	N-type i-TOPCon Monocrystalline
No. of cells	144 cells
Module Dimensions	1762×1134×30 mm (69.37×44.65×1.18 inches)
Weight	21.0 kg (46.30lb)
Front Glass	1.6 mm (0.06 inches), AR Coating Heat Strengthened Glass
Back Glass	1.6 mm (0.06 inches), Heat Strengthened Glass
Frame	30mm (1.18 inches) Anodized Aluminium Alloy, Black
J-Box	IP 68 rated
Cables	Photovoltaic Technology Cable 4.0mm ² (0.006 inches ²) Portrait: 350/280 mm (13.78/11.02 inches) Length can be customized
Connector	MC4 EV02 / TS4 Plus / TS4*
Packaging	Modules per box: 36 pieces Modules per 40' container: 936 pieces

*Please refer to regional datasheet for specified connector.

